

**TORO****Count on it.**

# SAND PRO<sup>®</sup> 3040/5040


## ATTACHMENTS & ACCESSORIES

### Sand Pro 3040/5040

With the Quick Attach System™ (QAS) and over 30 attachments, the Sand Pro 3040 & 5040 are versatile utility vehicles with many uses on golf courses and sports fields. The QAS lets you change most attachments in under a minute, with no tools required. And the variety of attachments allows you to repair a bunker, groom wet or dry sand, blow debris or reconstruct a tee with one machine. The Sand Pro keeps your course or field in tournament condition every day.




### Front Attachments



#### Hydraulic Flex Blade

- Steerable flex design provides ultimate control
- Levels, packs and smooths uneven areas in one pass
- Dual-function edge can be rotated on the jagged or smooth side



#### Manual Blade

- Spring-balanced steel blade is ideal for leveling uneven areas and pushing up bunker walls
  - Foot lever enables additional downward pressure
- 60" Blade Extension**
- 60" (152 cm) blade for leveling larger areas



#### Lip Broom

- Hydraulically-powered lip broom maintains infield lips by removing ridge buildup and sweeping material back into infield

Available from Rahn Industries  
RahnIndustries.com 800-298-1707



#### Nordic Plow

- Clears snow and debris from any surface
  - Rounded edge will not harm turf, making quick work of aeration core clean up
  - Mounts over Manual Blade or to front QAS (5040 only)
- Available from Nordic Plow  
NordicPlow.com 800-662-7569



#### Bunker Pump

- Throws water up to 40' (12 m) and can pump 95 gal/min (360 l/min)
- Adjustable throw direction and angle

#### Bunker Pump Remote Discharge

- 50' (15 m) discharge hose allows Bunker Pump to be placed in hard to reach areas



©2018 The Toro Company.  
All rights reserved.  
8111 Lyndale Ave. S.  
Bloomington, MN 55420-1196  
Rev. 7/18

Specifications subject to change.  
Please contact your Toro distributor for details.



Infields/Sports Fields



Synthetic Turf



Other Surfaces

# Sand Pro® 3040/5040 Accessories and Attachments

## Rear Attachments



### Flex Tooth Rake

- Follows contours for superior grooming regardless of bunker undulations
- Gentle on turf and bunker liners



### Drag Mat Carrier System

- Carrier frame allows operators to hydraulically raise and lower drag mats from the operator's seat



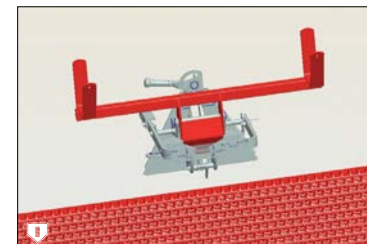
### Nail Drag

- Use to scarify, loosen, or weed before smoothing
- Easily adjust nail pattern and depth
- Accepts up to 40D common nail



### AutoMat Drag Mat

- Automatically engages the infield skin as the Nail Drag is lowered



### Basic Drag Mat System

- Simple drag mat system



### Spring Rake

- Leaf rake assembly great for collecting debris in groomed areas
- Can be used alone or with Tooth Rake



### Coco Drag Mat

- Quickly produces a premium finish on dry, level surfaces



### Flex Groomer

- Pairs with Nail Drag offering complete grooming in one pass



### Spiker

- Spikes greens and other formal turf to increase airflow



### Debris Blower

- Quickly clears debris from unwanted areas



### Tooth Rake

- Lightly scarify, pack, smooth, and groom in wet or dry conditions

#### Weight Kit

- Increased performance in coarse or wet conditions

#### Tooth Rake Broom

- Attaches behind the Tooth Rake for a smoother finish


#### Pivoting Trowels Kit for Tooth Rake

- Provides full grooming in tight bunkers



### Steel Drag Mat

- Quickly groom and finish more rugged surfaces, both wet and dry



### Manual Drag Mat

- Works in tandem with Nail Drag to smooth and even scarified surfaces



### Bunker Pump

- Throws water up to 40' (12 m) and can pump 95 gal/min (360 l/min)
- Adjustable throw direction and angle

#### Bunker Pump Remote Discharge

- 50' (15 m) discharge hose allows Bunker Pump to be placed in hard to reach areas



### Finish Grader

- Weeder, solid, or carbine tines can be mounted to Finish Grader to level or scarify large areas
- Spring load regulation allows for relief if obstruction is hit



Golf



Infields/Sports Fields



Synthetic Turf



Other Surfaces

# Sand Pro® 3040/5040 Accessories and Attachments

## Rear Attachments



### Lip Broom

- Maintains infield lips by removing ridge buildup and sweeping material back into infield
- Use traction unit controls to adjust aggressiveness and speed
- Optional edging attachments for trimming cart paths and walkways

Available from Rahn Industries  
RahnIndustries.com 800-298-1707



### Segmented Grooming Broom

- Minimizes top surface disruption, maximizes firmness, and provides a smooth finished look

#### Replacement Segmented Grooming Broom

- Broom with stiffer bristles

#### Weight Kit for Segmented Grooming Broom

- Improve performance in coarse or wet conditions



### Rahn Groomer

- Use lock or float position to level uneven playing fields
- Prevents ridge build up and creates a safer infield

Available from Rahn Industries  
RahnIndustries.com 800-298-1707

## Mid Attachments



### Weeder Tine Toolbar

- Ideal for removing weeds and grass from bunkers and infields



### Spring Tine Toolbar

- Use for light to moderate scarifying and daily maintenance on bunkers and infields



### Solid Tine Toolbar

- Great for loosening compact bunkers and scarifying infields
- Tines can be rotated to maximize life



### Carbide Tine Toolbar

- Carbide tips withstand the harshest conditions
- Perfect for loosening compacted infields



### Leveling Blade

- Attach to any mid-mount toolbar
- Ability to lower blade independently of other toolbars
- Selectable depth setting for more consistent leveling



### Sports Field Edger

- Maintain or renovate ball fields by removing overgrown turf infield or warning track lip build up



Golf



Infields/Sports Fields



Synthetic Turf



Other Surfaces

# Sand Pro® 3040/5040 Accessories and Attachments

## Accessories

### Front Lift Frame Assembly

- Front QAS mounting assembly and hydraulic components  
50 lb. Front Weights
  - Allows Spiker or Rahn Groomer attachments without the Front Lift Frame Assembly to meet ANSI compliance

### Mid-Mount Assembly

- Base mounting assembly for mid-mount toolbars featuring spring-loaded relief if obstruction is hit

### Front Remote Hydraulics

- Quick connect design allows front powered attachments to be connected in under a minute

### Rear Remote Hydraulics

- Quick connect design allows rear powered attachments to be connected in under a minute

### Variable Orifice Kit

- Slows hydraulic lift and lower for increased precision

### QAS A-Frame

- Used to attach Spring Rake to be used independently

### 400 Hour Filter Maintenance

- 9 engine oil filters, 2 hydraulic oil filters, and 2 air filters

### Speed Control Kit

- Limits grooming to desired speed while allowing for full transport speed

### Hitch/Tow Bar

- Allows traction unit to transport materials or trailers

### Light Kit

- Front and rear flood lights

## Tires

### Smooth Tire

- Includes individual tire, wheel, and stem valve assembly
- Typically used on greens

### Turf Tire

- Turf tread tire

## CONFIGURATION CHART

	WORKING WIDTH	REQUIRED COMPONENTS	OPTIONAL ACCESSORIES
<b>FRONT ATTACHMENTS</b>			
HYDRAULIC FLEX BLADE	36"   91cm (w)	Front Lift Frame Assembly	
MANUAL BLADE	40"   102cm (w)		60" Blade Extension
BUNKER PUMP	-	Front Lift Frame Assembly, Front Remote Hydraulics, Rear Remote Hydraulics	Remote Discharge
LIP BROOM	-	Front Lift Frame Assembly, Front Remote Hydraulics, Rear Remote Hydraulics CHOOSE ONE: Poly Brush OR Cutting Disc OR Wire Brush	Hydraulic Flow Divider
NORDIC PLOW	64"   163cm (w)	Front Lift Frame Assembly	
<b>REAR ATTACHMENTS</b>			
TOOTH RAKE	73"   185cm (w)		Spring Rake, Pivoting Trowels Kit, Broom, Weight Kit
FLEX TOOTH RAKE	85"   216cm (w)		
SPRING RAKE	80"   203cm (w)	CHOOSE ONE: Tooth Rake OR QAS A-Frame	
COCO DRAG MAT	72" x 36"   183cm x 91cm	Drag Mat Carrier System	
STEEL DRAG MAT	72" x 36"   183cm x 91cm	Drag Mat Carrier System	
NAIL DRAG	65"   164cm (w)		Flex Groomer CHOOSE ONE: AutoMat OR Manual Drag Mat
FLEX GROOMER	72"   183cm (w)	Nail Drag	
AUTOMAT DRAG MAT	78" x 12"   198cm x 30cm	Nail Drag	
BASIC DRAG MAT SYSTEM	78" x 72"   198cm x 183cm	QAS Lift Arm Adapter, Hitch Tow Bar Kit	
MANUAL DRAG MAT	78" x 36"   183cm x 91cm	Nail Drag or Finish Grader	
FINISH GRADER	66"   168cm (w)		Manual Drag Mat CHOOSE ONE: Weeder Tines OR Carbide Tines OR Solid Tines
DEBRIS BLOWER	-	Rear Remote Hydraulics	
SPIKER	61"   155cm (w)		
LIP BROOM	-	Rear Remote Hydraulics CHOOSE ONE: Poly Brush OR Cutting Disc OR Wire Brush	
RAHN GROOMER	72"   183cm (w)		
SEGMENTED GROOMING BROOM	72"   183cm (w)		Stiffer Bristles, Weight Kit
BUNKER PUMP	-	Rear Remote Hydraulics	Remote Discharge
<b>MID ATTACHMENTS</b>			
WEEDER TINE TOOL BAR	58"   147cm	Mid-Mount Assembly	Leveling Blade
SPRING TINE TOOL BAR	58"   147cm	Mid-Mount Assembly	Leveling Blade
SOLID TINE TOOL BAR	58"   147cm	Mid-Mount Assembly	Leveling Blade
CARBIDE TINE TOOL BAR	58"   147cm	Mid-Mount Assembly	Leveling Blade
SPORTS FIELD EDGER*	-	Rear Remote Hydraulics	

\*Sports Field Edger can be installed in addition to with other mid-mount attachments